



Key Stage 2	
Curriculum Subjects	History Maths 
Learning Objectives	To learn about historical masks and the importance behind them. What they are used for and how they are relevant throughout history and in current time.
Materials	Historical mask print out BIC® Kids Learner Pen Twist 
Teacher Prep	
Pick a few masks from the historical masks section provided and print names separately with an explanation of what the masks were used for.	
Lesson	
<p>Fun Starter:</p> <p>1) Inform the children that today they will be learning about masks and ask them to shout out some masks they already know. (5 minutes)</p> <p>Group activity:</p> <p>1) Introduce the different masks to the pupils in time order describing when the mask was from, what it was traditionally made from and what it was used for. Give them detailed description about why they used it i.e. to hunt or to scare off people or for dance. (10 minutes)</p> <p>2) Ask the pupils to place the masks in different Venn Diagrams for what they were used for i.e. to scare to act and then different Venn diagrams so they understand the total use for masks. (5 minutes)</p> <p>Conclusion:</p> <p>1) Ask the pupils to start thinking of what masks they would invent and why? What would they be used for. Ensure every child has an idea of what mask they would like to invent.</p>	
Learning Outcomes	Pupils to know major events in history through the masks. To understand the purposes of different masks. To be able to make realistic aims for their next lesson on making the mask.



Specialist equipment

Leisure

Work

Cultural pursuit

Drama

Art

Dance

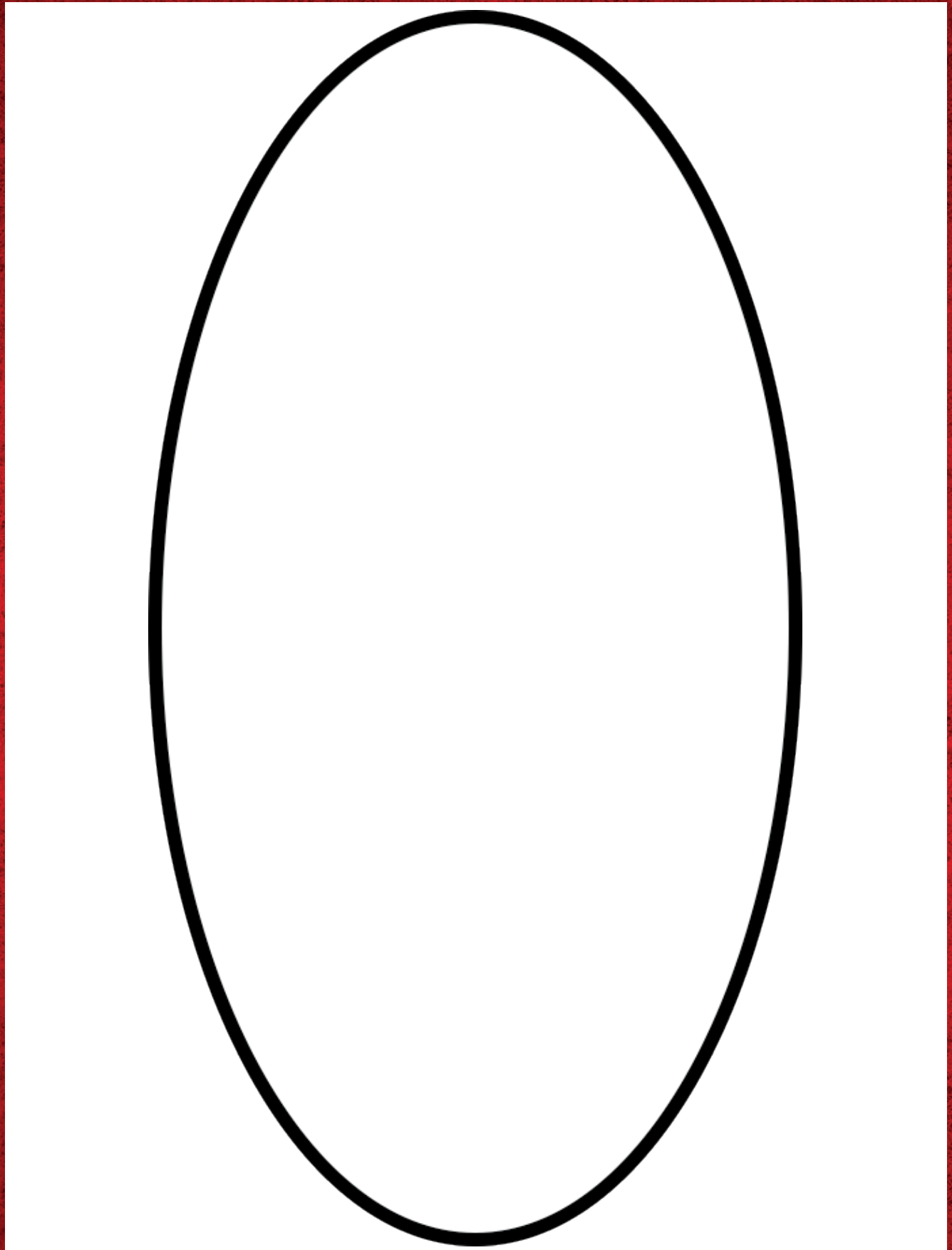
----- ----- -----	----- ----- -----
-------------------------	-------------------------

----- ----- -----	----- ----- -----
-------------------------	-------------------------

----- ----- -----

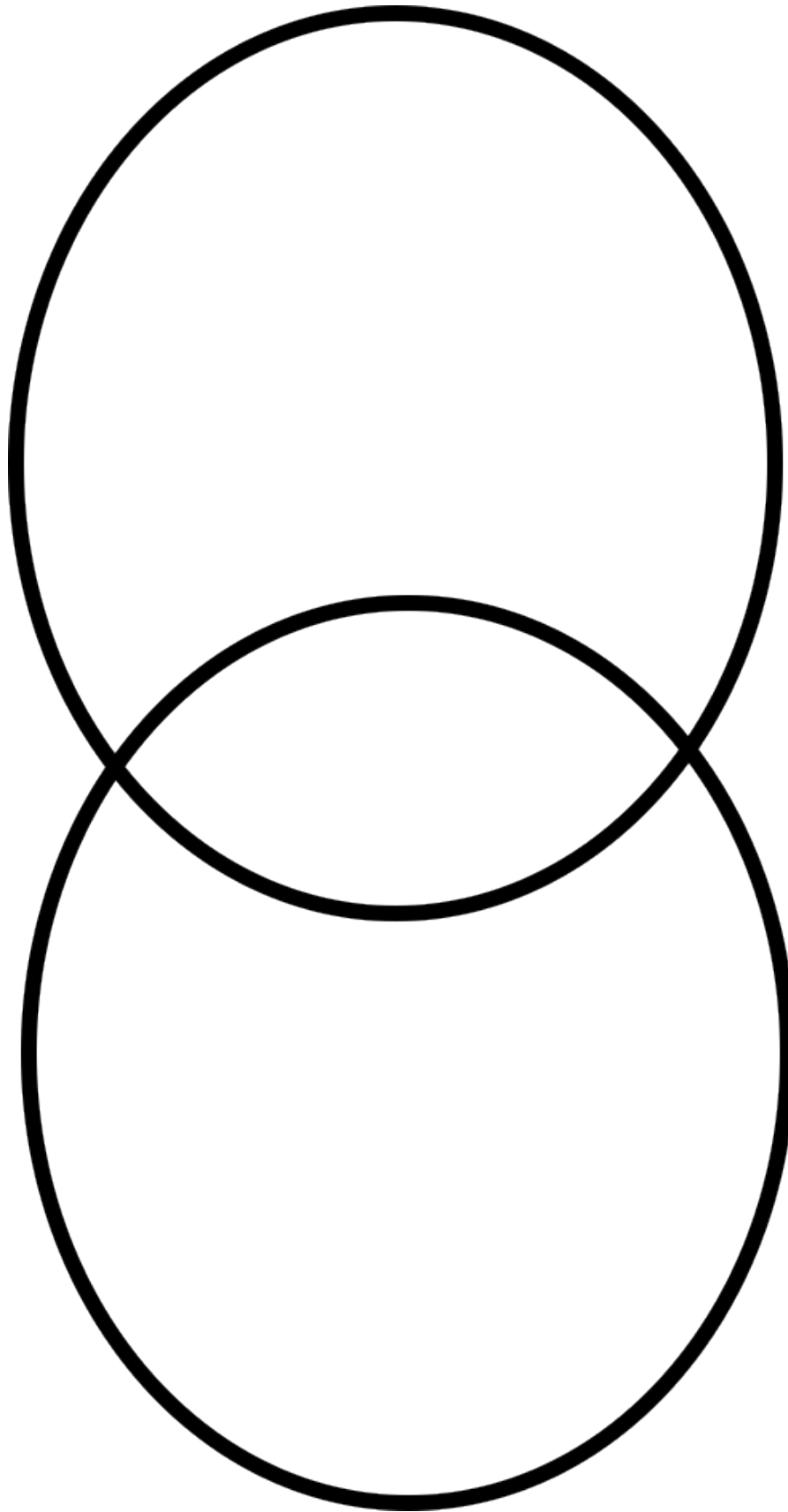






Discover Teachers Corner at: www.bickids.co.uk





Discover Teachers Corner at: www.bickids.co.uk